

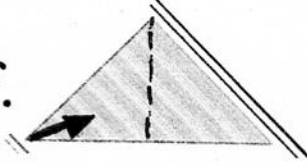
Supplies needed:

- * Construction paper
- * Scissors
- * Markers or crayons
- * A pipe cleaner for antennae

Origami Butterfly

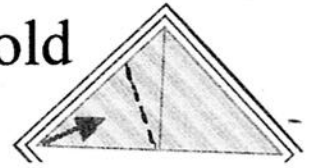
Take the square and fold it in half diagonally.

Fold the triangle in half.

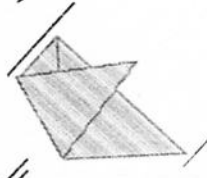


Open up the fold you just made.

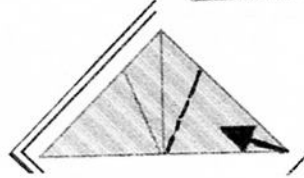
Put the triangle on the table with the central fold pointing up (like a tent).



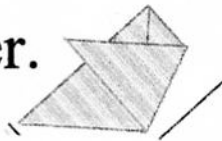
Fold one corner over.



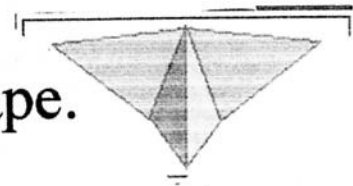
Open it up again.



Fold the other corner over.



Open it up. You now have a butterfly shape.
Decorate the butterfly.



Attach two antennae made of pipe cleaners.

